



DOCTOR TECAR PLUS

TECAR THERAPY EQUIPMENT

DOCTOR TECAR PLUS



TECAR THERAPY EQUIPMENT, UNIQUE AND POWERFULL

Doctor Tecar PLUS is a device capable of performing tecar therapy treatments, a method of energy transfer in capacitive and resistive mode capable of stimulating the passage of energy in biological tissues and activating the natural processes of repair and recovery.



HIGH POWER

UP TO 600 Wpp

7 DIFFERENT FREQUENCIES

FROM 300kHz to 1,5MHz

ENERGY SUPPLY


FOR A PROPER CLINICAL DOSAGE

MANY EMISSION MODES

CW - PULSED - DIMMER

PLUS HANDPIECE

Doctor Tecar PLUS is equipped with the innovative PLUS handpiece, which allows for easy and immediate therapy control.



LED LIGHT

immediate feedback of the therapy

PATENTED MAGNETIC ATTACHMENT

easy change the applicator

APPLICATOR PRESENCE IDENTIFICATION

thanks to the integrated sensor

MULTIFREQUENCIES TECAR THERAPY

Doctor Tecar PLUS delivers 7 different frequencies, from 300 kHz to 1500 kHz. The innovative SWING mode allows the frequency variation during treatment to maximize therapeutic performance on the different tissue targets.

Doctor Tecar PLUS can also deliver with a fixed frequency, including the frequency 448 kHz, with the graphic display of the treated tissue with the relative frequency delivered.

THERAPEUTICAL PROTOCOLS

Doctor Tecar PLUS has an interactive menu with the possibility of using therapeutic protocols specially designed and divided according to the anatomical area to be treated. It is also possible to create and save customized protocols, choose to treat the patient according to the effect to be obtained or select one of the non-localized pathologies present.



BIO-TRANSFER

Doctor Tecar PLUS has an innovative system for measuring the amount of energy transferred into the tissues: the Bio-transfer System, a graphic display system of the percentage variations during treatment, with the possibility of recording the initial value.



Francesca Macron - VOLLEY BERGAMO

REAL-TIME UPDATE

Doctor Tecar PLUS has a USB socket on the back of the device, thanks to which it is possible to constantly update the software.



TECHNICAL SPECIFICATIONS

SOFTWARE	Real-Time Operating System Owner MecOS 5.0
POWER	200 VA real (600 Wpp)
BIOTRANSFER	Graphic and acoustic with dynamic detection
PAIRING	Contact control system
CABLE CHECK	Wizard with graphic and acoustic feedback
DISPLAY	Color Display IPS HD 10,1" with capacitive touch screen
FREQUENCIES	7 frequencies: 300 kHz - 448 kHz - 500 kHz 750 kHz - 1 MHz - 1.2 MHz - 1.5 MHz
PROTOCOLS	- Over 150 pre-set protocols - creation of custom protocols
EMISSION MODES	- CW - Adjustable Pulsed - Dimmer
OPERATING MODES	- Resistive - Capacitive - Custom - Swing
WORKING MODES	- Time - Joule - Joule/cm ²
SPECIAL MODES	Protocols which allows to maximize therapeutical results: - Biostimulant - Anti-inflammatory - Decontractant - Anti-edema - Antalgic
AVX AUTOMATIC MODE	- Simultaneous automatic mode (optional) - Sequential automatic mode (optional)
SUPPLY	100÷240 V 50÷60 Hz
ABSORPTION	350 VA
SIZE	- without cart: 295 x 265 x 150 mm - with cart: 516 x 516 x 1017 mm
WEIGHT	- without cart: 4,5 Kg - with cart: 23,5 Kg
CONFORMITY	IEC/EC 60601-1, 60601-1-2
CERTIFICAZION	CE0051
DIRECTIVE 93 / 42 / CE	Classification IIb
WARRANTY	2 YEARS

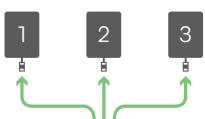
AVx MODE (OPTIONAL)

The Automatic mode of **Doctor Tecar PLUS** was designed to allow the therapist to be free from the manual use of tecar therapy: the special cable and the three electrodes also allow you to treat even areas of the body with complex shapes.

The AVx Mode also allows you to treat the patient dynamically, allowing the operator to focus on the rehabilitation activity, for example accompanying the patient during proprioceptive exercises.

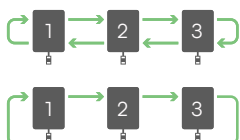


1 SIMULTANEOUS Mode



By setting the Simultaneous Automatic mode, the energy is delivered simultaneously by all three adhesive electrodes.

2 SEQUENTIAL Mode



In the Sequential Automatic Mode, the energy is delivered sequentially by the adhesive electrodes, according to an order decided by the user. The energy delivery time can also be set for each electrode.

ACCESSORIES

INCLUDED



"PLUS" HANDPIECE
Cod. 20MA.DTLED
Led Handpiece with Magnetic Attachemnt



SMALL Flat plate
Cod. 20PI.DTP35P
covered in biocompatible material - Ø 35 mm



n°2 Comune Cables
Cod. 80024PL *
cable with clamp for connection to the common plate



MEDIUM Flat plate
Cod. 20PI.DTP60P
covered in biocompatible material - Ø 60 mm



SMALL common plate
Cod. 80046 A
stainless steel plate
150 x 200 mm



SMALL rounded plate
Cod. 20PI.DTB35P
covered in biocompatible material - Ø 35 mm



BIG common plate
Cod. 80046
stainless steel plate
200 x 280 mm



MEDIUM rounded plate
Cod. 20PI.DTB60P
covered in biocompatible material - Ø 60 mm



Cart
Cod. 30CL.PLS-T
Cart for device and accessories
516 x 516x 940 mm



Conductive cream (1 L)
Cod. 80042F



Meter
Cod. TP1



Supply cable
Cod. 80035

OPTIONAL



SMALL bipolar handpiece
Cod. 30MA.DTBIPO-P
Led handpiece and small bipolar handpiece



BIG Flat plate
Cod. 20PI.DTP85P
covered in biocompatible material Ø 85 mm



BIG bipolar handpiece
Cod. 30MA.DTBIPO-G
Led handpiece and large bipolar handpiece



BIG rounded plate
Cod. 20PI.DTB85P
covered in biocompatible material - Ø 85 mm



Bag
Cod. 150
Cover bag for transport

AVx (OPTIONAL)



Triax Cable
Cod. TRX.PL
Cable for connecting adhesive electrodes



Adhesive common plate
Cod. 80019
202 x 101 mm
25 pieces pack



Adhesive Electrodes
Cod. 80073
40 x 80 mm
120 pieces pack



Patient button
Cod. 80054
Safety button for therapy interruption

OUR SPORT PARTNERS

TECHNICAL SUPPLIER
MEDICAL EQUIPMENT



"PAPU" Alejandro Gomez - ATALANTA B.C. Captain



MECTRONIC MEDICALE s.r.l.

Via Orio al Serio 15, 24050 Grassobbio (BG) - ITALY
Tel: +39 035656080 | Fax: +39 035657361



www.mectronicmedicale.com | info@mectronicmedicale.it

kindly note that the technical data, information and representations contained in this document maintain a purely indicative value. MECTRONIC MEDICALE S.r.l. reserves the right to modify the data, drawings and information contained in this document.